

Connect diagram

Pilot lamp instruction:

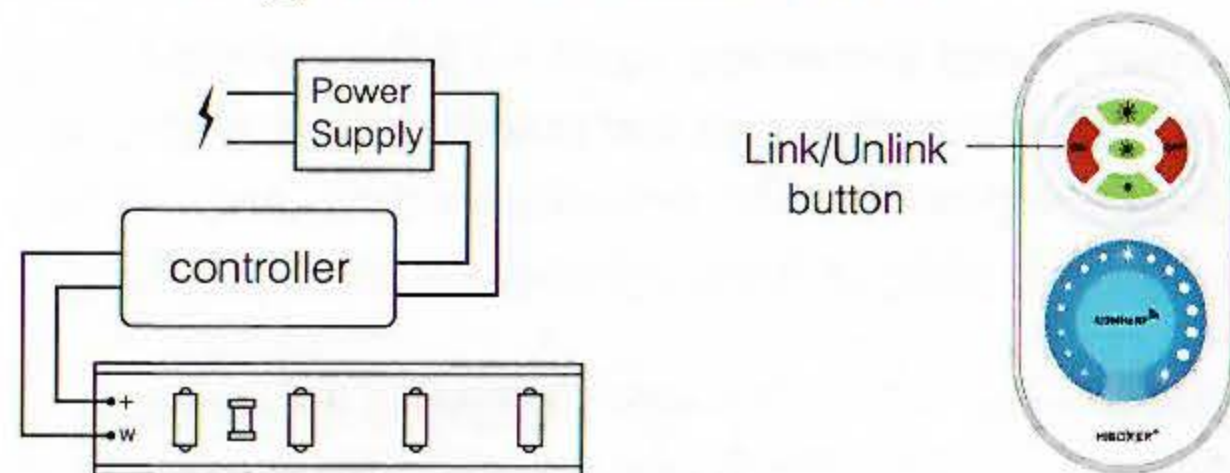
Always lighting means working normally; Flash means receiving remote signal.



Note

Factory setting is one remote control one receiver. Users can group it as per the need. One remote can control countless receivers, but one receiver just can be controlled by max 4 remotes.


Linking the controller



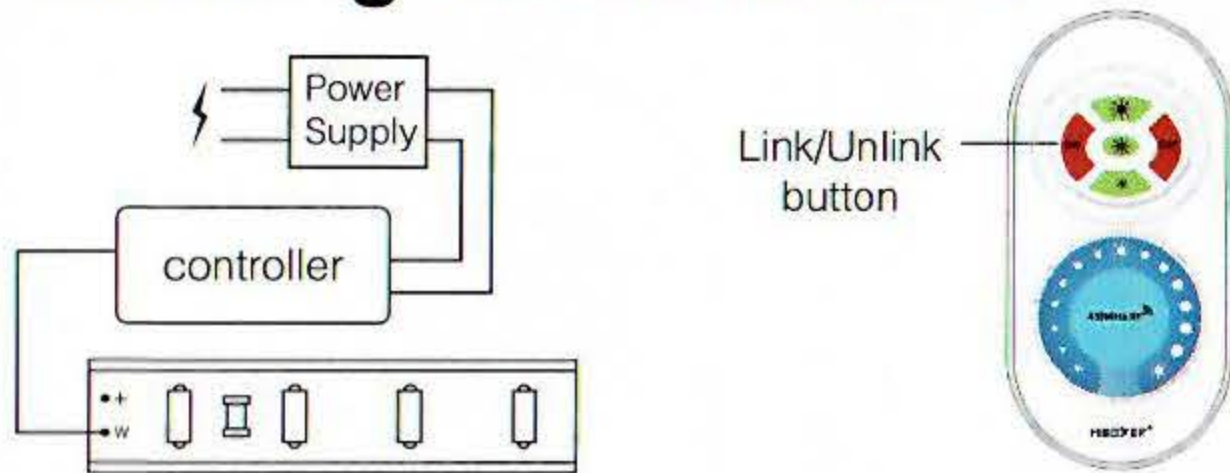
Switch off the light, after 10 seconds switch on again.

When the light on, short press "Link/Unlink" button 1 time within 3 seconds.

The light blink 3 times slowly means the linking is done successfully.

 If the light not blink slowly, the linking failed, Pls switch off the light again, and follow the above steps again.


Unlinking the controller



Switch off the light, after 10 seconds switch on again.

When the light on, short press "Link/Unlink" button 5 times within 3 seconds.

The light blinking 6 times quickly, means the unlinking successfully.

 If the light not blink quickly, the unlink failed, pls switch off the light again, and follow the above steps to unlink again.

Attention

1. Please check whether the input voltage of the constant voltage power supply is in accordance with the controller, and please check the connection of both the cathode and anode, otherwise the controller will be damage.
2. Please don't connect wires with power on. Please turn on again only when it is in right connection and no short circuit.
3. Non-professional user cannot dismantle the controller directly, otherwise it may damage the controller.
4. Please do not use the controller in the place with widely range metal area or strong electromagnetic wave nearby, otherwise, the remote distance will be seriously affected.



Made in China

MiBOXER®

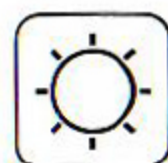
Mi • Light Subordinate New Brand

Single Color LED Strip Controller (433MHz)

Model No.: FUT041

Features

This controller adopt the widely used 433MHz wireless technology with the features of low power consumption, long signal transmitting and strong anti-interference, etc. Widely used on the controlling of hotel lighting and home lighting.



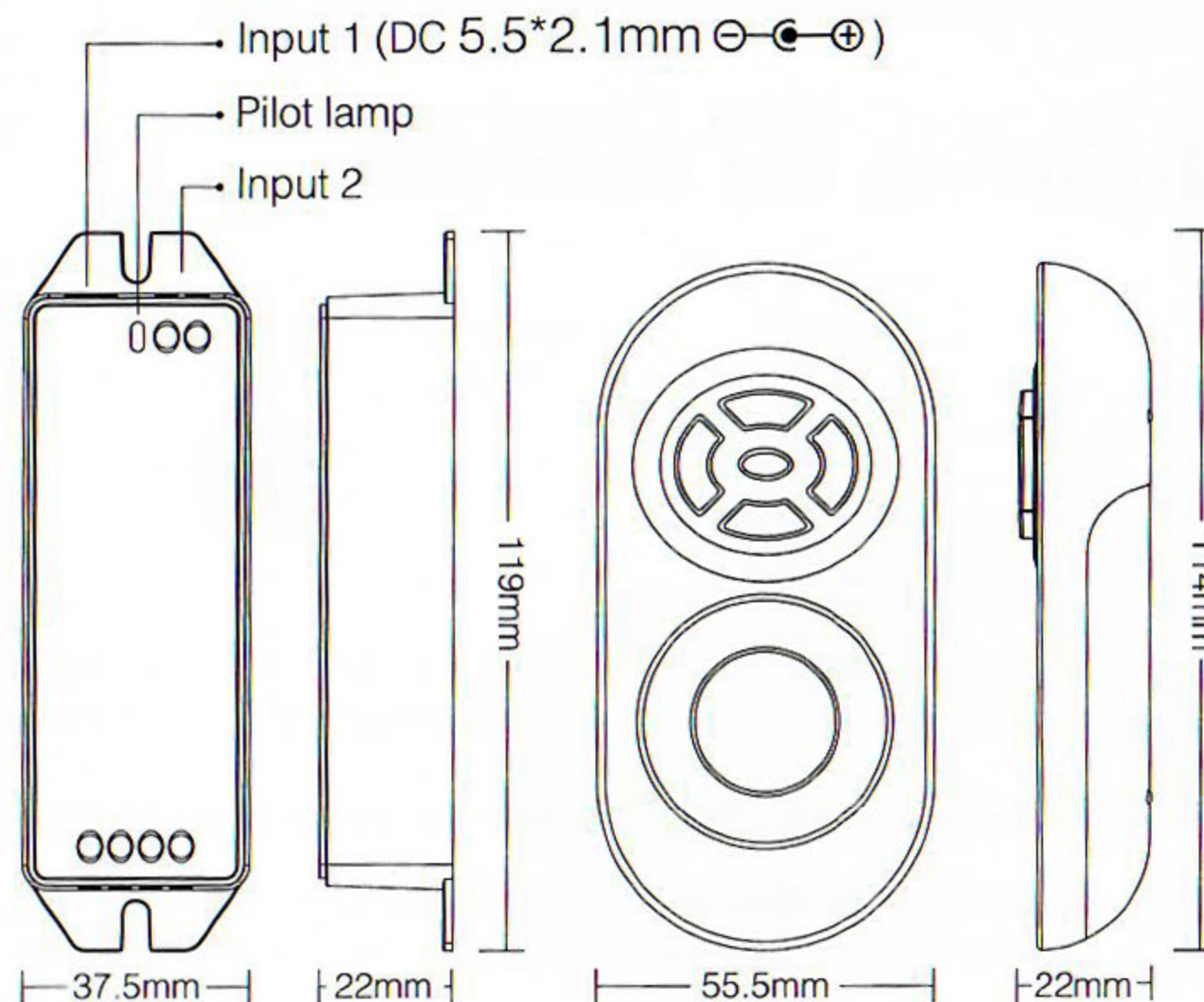
Dimmable
control



433MHz RF wireless
transmission technology



Remote control
Control distance 30m



Parameters

Remote Control

Working Voltage: 3V(2*AAA Battery)

Transmitting Power: <10mW

Working Temp.: -20~60°C

Modulation Method: ASK

RF: 433MHz

Control Distance: 30m

Standby Power: 20uA

Strip Controller

Input Voltage: DC12V~24V

RF: 433MHz

Output: 12A/Channel

Control Distance: 30m

Total Output: Max 12A

Output Connection: Common anode

Working Temp.: -20~60°C

Products Key Diagram

