

LED SPECIFICATION

Part No.: 515xW8C



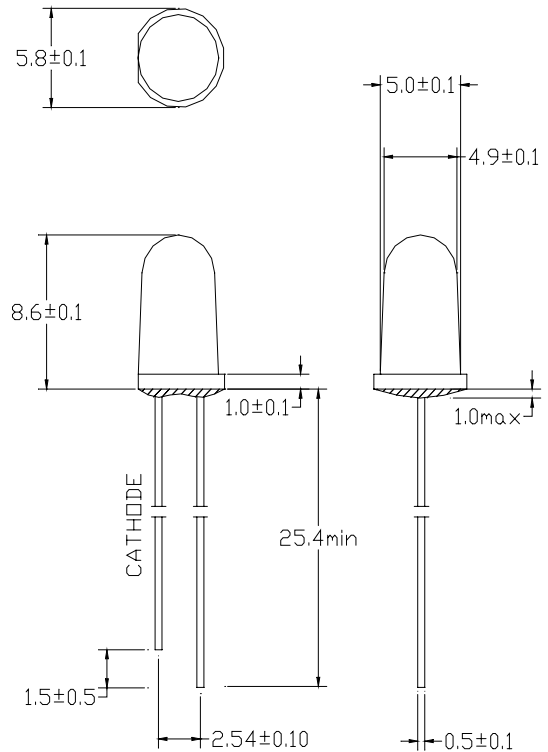
ATTENTION
OBSERVE PRECAUTIONS
FOR HANDLING
ELECTROSTATIC
DISCHARGE
SENSITIVE
DEVICES

Features:

- Single color
- High bright output
- Low power consumption
- High reliability and long life

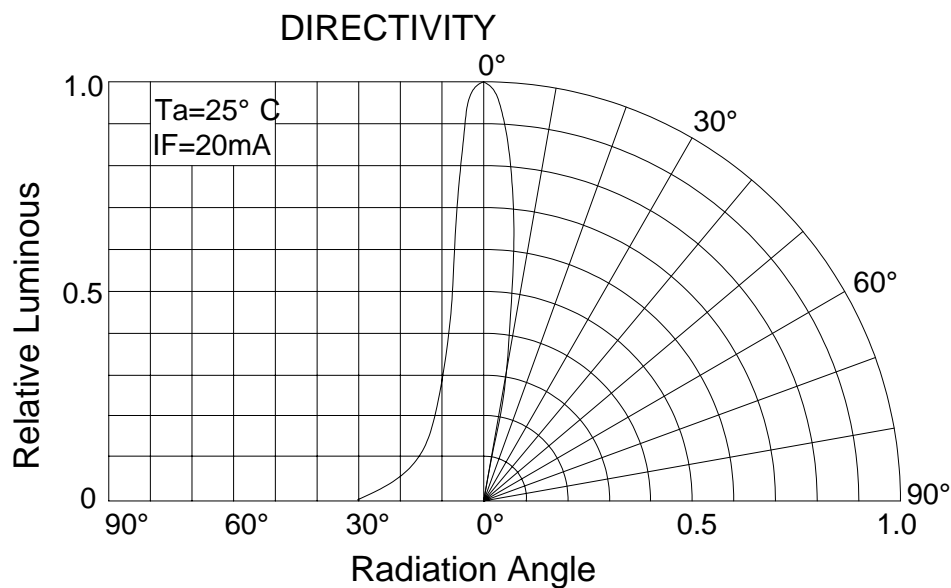
Descriptions:

- Dice material: GaInN
- Emitting Color: Super Bright White
- Device Outline: ϕ 5mm Round Type
- Lens Type: Water Clear



NOTE:

- All dimensions are millimetres.
- Tolerance is ± 0.25 mm unless otherwise noted



LED SPECIFICATION

Part No.: 515xW8C

Absolute maximum ratings (Ta = 25°C)

Parameter	Symbol	Test Condition	Value		Unit
			Min.	Max.	
Reverse Voltage	V _R	I _R = 30 μ A	5	--	V
Forward Current	I _F	----	----	30	mA
Power Dissipation	P _d	----	----	108	mW
Pulse Current	I _{peak}	Duty=0.1mS, 1kHz	----	100	mA
Operating Temperature	T _{opr}	----	-20	+85	°C
Storage Temperature	T _{str}	----	-25	+100	°C

Electrical and optical characteristics (Ta = 25°C)

Parameter	Symbol	Test Condition	Value			Unit
			Min.	Typ.	Max.	
Forward Voltage	V _F	I _F = 20mA	----	3.2	3.6	V
Reverse Current	I _R	V _R = 5V	----	----	30	μ A
Luminous Intensity	I _V	I _F = 20mA	----	BIN	----	mcd
Viewing Angle	2 θ 1/2	I _F = 20mA	13		17	Deg.

Luminous Intensity Bins Chart (Ta = 25°C)

Bin	Y1	Y2	Z1	Z2	Z3	ZA2
Min	6000	7000	8000	10000	12000	14000
Max	7000	8000	10000	12000	14000	16000

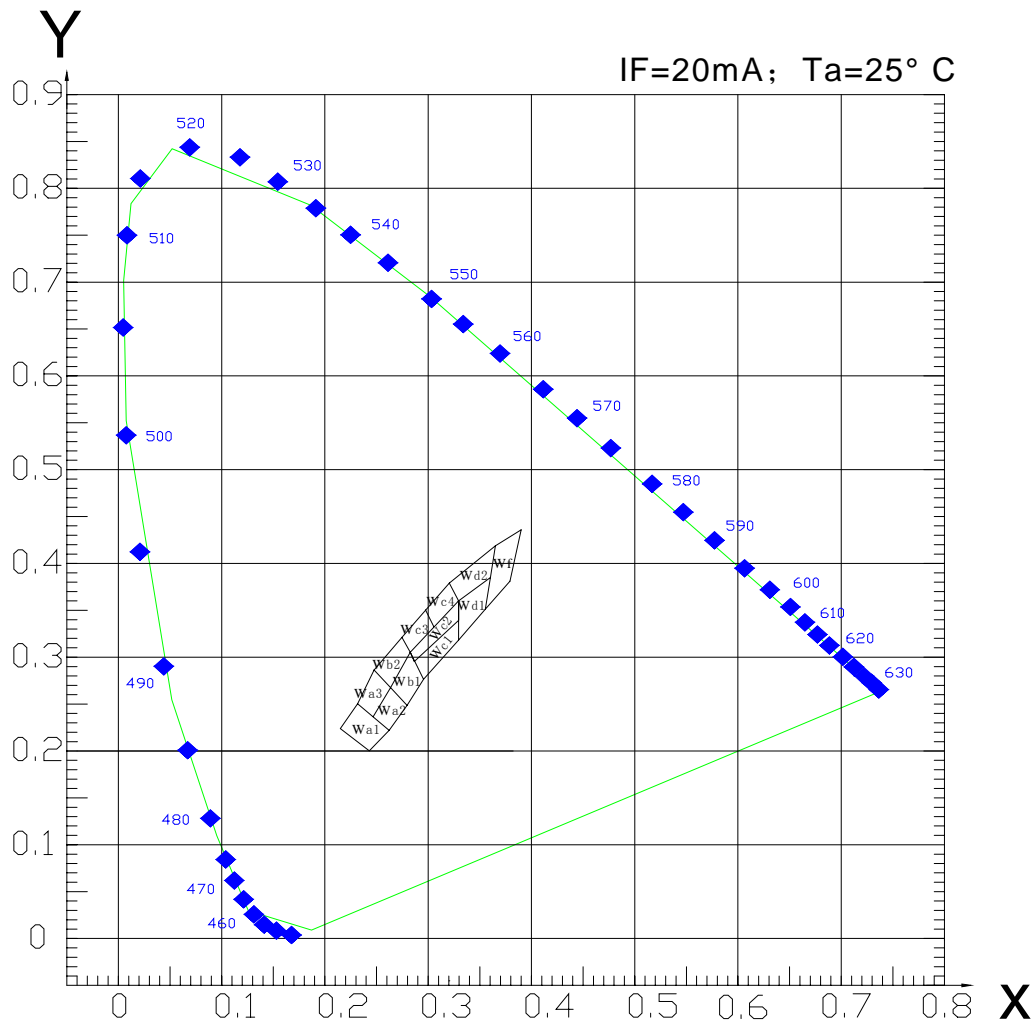
LED SPECIFICATION

Part No.: 515xW8C

Chromaticity Coordinates Ranks (IF=20mA Ta=25°C)

Wa1	X	0.243	0.215	0.230	0.263	Wa2	X	0.263	0.246	0.264	0.280
	Y	0.200	0.230	0.250	0.220		Y	0.220	0.236	0.267	0.248
Wa3	X	0.246	0.230	0.248	0.264	Wb1	X	0.280	0.264	0.283	0.296
	Y	0.236	0.250	0.286	0.267		Y	0.248	0.267	0.305	0.276
Wb2	X	0.264	0.248	0.275	0.283	Wc1	X	0.296	0.287	0.330	0.330
	Y	0.267	0.286	0.321	0.305		Y	0.276	0.295	0.339	0.318
Wc2	X	0.287	0.283	0.330	0.330	Wc3	X	0.283	0.275	0.298	0.306
	Y	0.295	0.305	0.360	0.339		Y	0.305	0.321	0.350	0.332
Wc4	X	0.306	0.298	0.321	0.330	Wd1	X	0.330	0.330	0.361	0.356
	Y	0.332	0.350	0.379	0.360		Y	0.318	0.360	0.385	0.351
Wd2	X	0.330	0.321	0.366	0.361	Wf	X	0.356	0.366	0.391	0.380
	Y	0.360	0.379	0.419	0.385		Y	0.351	0.419	0.436	0.381

CIE 1931 Chromaticity diagram



LED SPECIFICATION

Part No.: 515xW8C

Typical electrical/optical characteristic curves:

