

LED SPECIFICATION

Part No./型号: LED-PIR940CW



ATTENTION
OBSERVE PRECAUTIONS
FOR HANDLING
ELECTROSTATIC
DISCHARGE
SENSITIVE
DEVICES

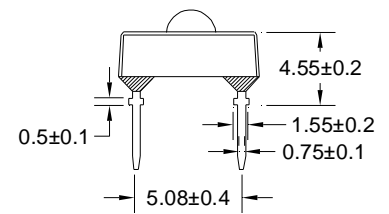
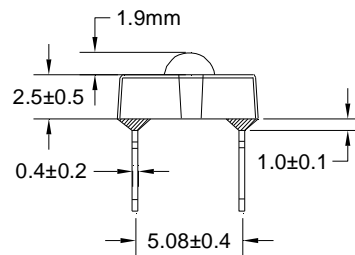
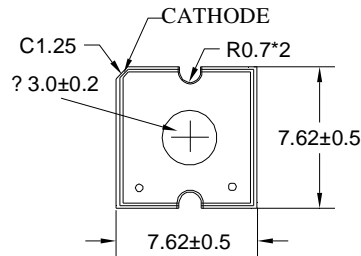
Ø Features/特征:

- I Single color/单色
- I High bright output/高亮度输出
- I High reliability and long life/
可靠性高、寿命长
- I Low power consumption/低功耗

Ø Descriptions/描述:

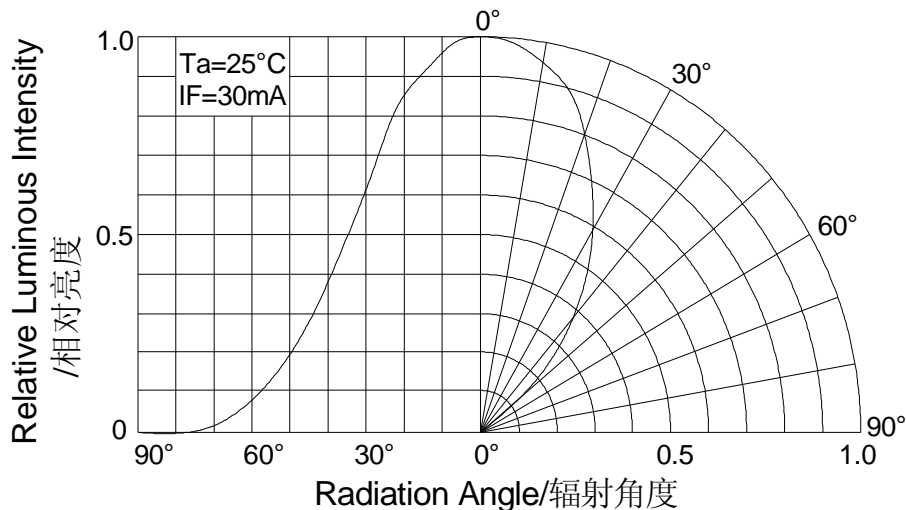
- I Dice material/芯片材质: InGaN
- I Emitting Color/发光颜色:
Super Bright White/ 高亮度白色
- I Device Outline/产品外形:
7.62mmX7.62mm
- I Lens Type 胶体颜色:
Water Clear/ 无色透明

Ø Directivity/指向特性:



1. All dimensions are millimeters/单位: mm.
2. Tolerance is +/-0.20mm unless otherwise noted/
没有标注的公差均为±0.20mm.

DIRECTIVITY/指向特性



LED SPECIFICATION

Part No./型号: LED-PIR940CW

Ø Absolute maximum ratings/极限参数 (Ta = 25°C)

Parameter 参数	Symbol 符号	Test Condition 测试条件	Values 数值		Unit 单位
			Min.	Max.	
Reverse Voltage 反向电压	V _R	I _R = 30 μA	5	--	V
Forward Current 正向工作电流	I _F	----	----	30	mA
Power Dissipation 损耗功率	P _d	----	----	110	mW
Pulse Current 正向峰值电流	I _{peak}	Duty=0.1mS, 1kHz	----	150	mA
Operating Temperature 工作温度范围	T _{opr}	----	-40	+85	°C
Storage Temperature 储存温度范围	T _{str}	----	-40	+100	°C

Ø Electrical and optical characteristics/光电参数 (Ta = 25°C)

Parameter 参数	Symbol 符号	Test Condition 测试条件	Values 数值			Unit 单位
			Min.	Typ.	Max.	
Forward Voltage 正向电压	V _F	I _F =30mA	----	3.3	3.8	V
Reverse Current 反向电流	I _R	V _R =5V	----	----	30	μA
Luminous Flux 光通量	φ _v	I _F =30mA	2.5	4.5	----	lm
Viewing Angle 指向角度	2θ 1/2	I _F = 30mA	----	70	----	Deg.

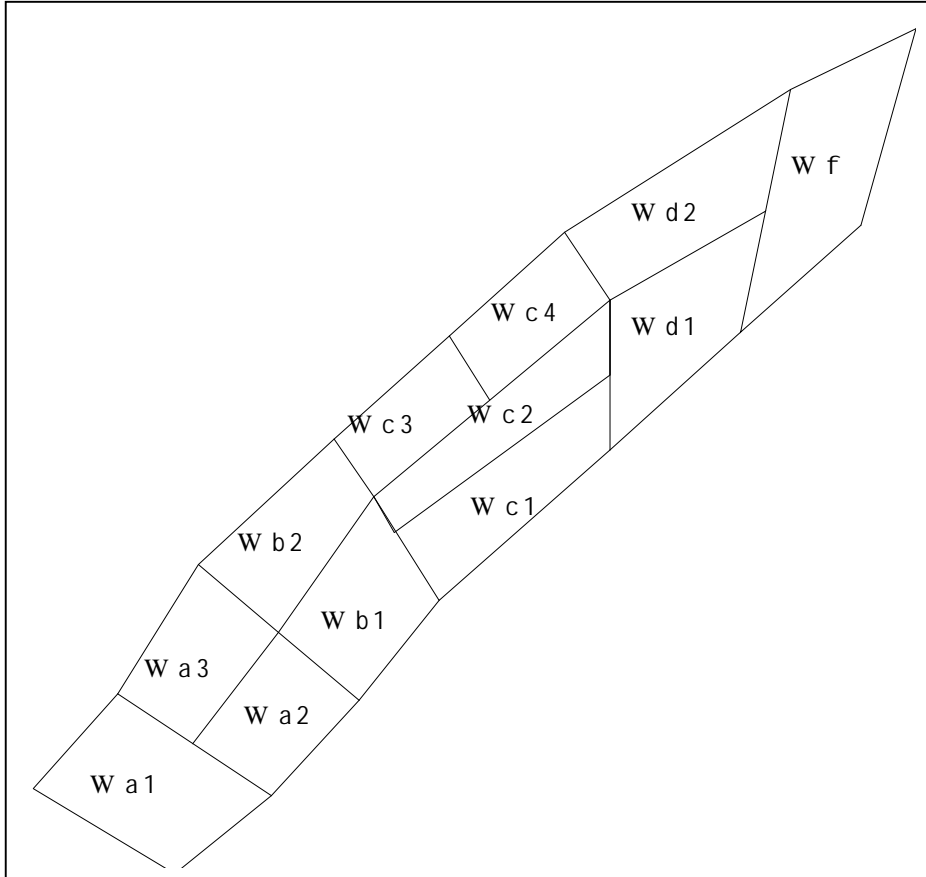
Ø Luminous Intensity Bins Chart/光通量(Unit: lm) (Ta = 25°C)

Bin	H	J	K	L	M
Min	2.2	2.8	3.6	4.7	6.0
Max	2.8	3.6	4.7	6.0	7.8

LED SPECIFICATION

Part No./型号: LED-PIR940CW

Ø Bin Grade Limits(IF=30mA) Characteristics (Ta=25°C)/分 BIN 图表



Wa1	X	0.243	0.215	0.230	0.263	Wa2	X	0.263	0.246	0.264	0.280
	Y	0.200	0.230	0.250	0.220		Y	0.220	0.236	0.267	0.248
Wa3	X	0.246	0.230	0.248	0.264	Wb1	X	0.280	0.264	0.283	0.296
	Y	0.236	0.250	0.286	0.267		Y	0.248	0.267	0.305	0.276
Wb2	X	0.264	0.248	0.275	0.283	Wc1	X	0.296	0.287	0.330	0.330
	Y	0.267	0.286	0.321	0.305		Y	0.276	0.295	0.339	0.318
Wc2	X	0.287	0.283	0.330	0.330	Wc3	X	0.283	0.275	0.298	0.306
	Y	0.295	0.305	0.360	0.339		Y	0.305	0.321	0.350	0.332
Wc4	X	0.306	0.298	0.321	0.330	Wd1	X	0.330	0.330	0.361	0.356
	Y	0.332	0.350	0.379	0.360		Y	0.318	0.360	0.385	0.351
Wd2	X	0.330	0.321	0.366	0.361	Wf	X	0.356	0.366	0.391	0.380
	Y	0.360	0.379	0.419	0.385		Y	0.351	0.419	0.436	0.381

Ø Typical electrical/optical characteristic curves/光电特性曲线:

Fig.1 正向电流 Vs. 正向电压

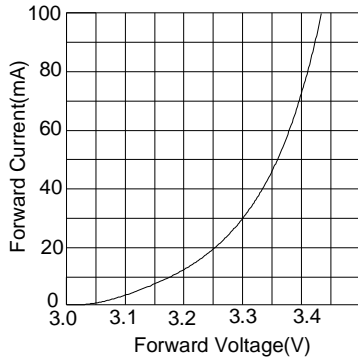


Fig.2 相对亮度 Vs. 正向电流

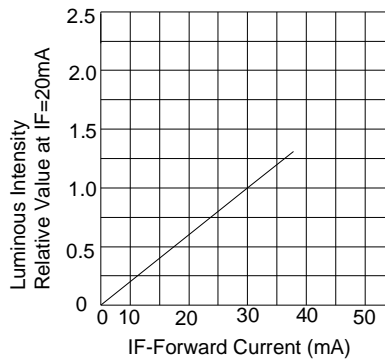


Fig.3 正向电流 Vs. 环境温度

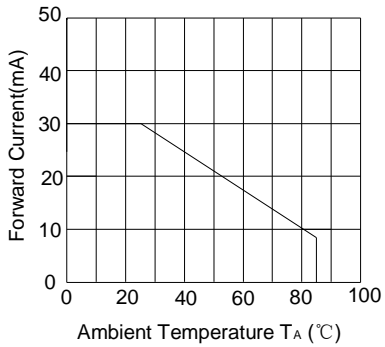
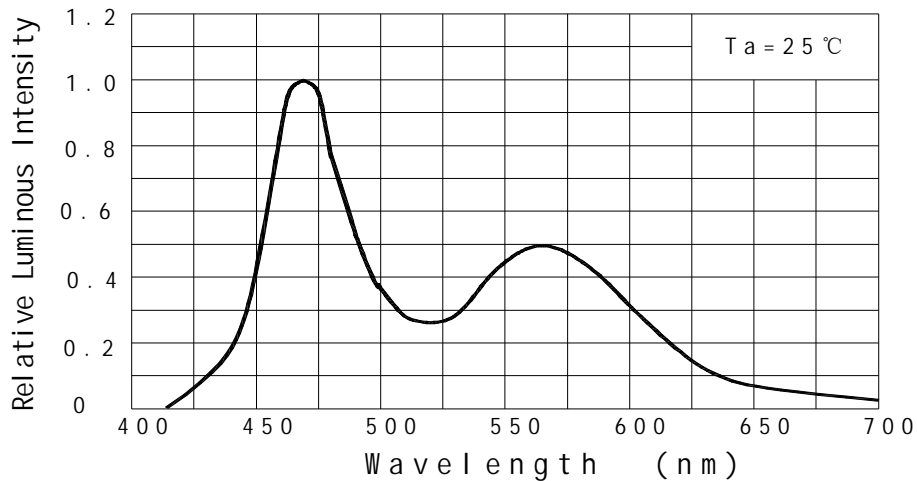
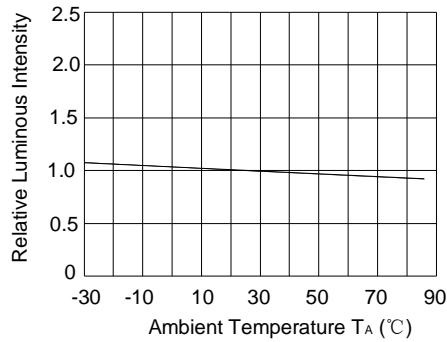


Fig.4 相对亮度 Vs. 环境温度



Ø Life Test curves /寿命测试曲线

